
 <p>Laboratorio Analisi "Da Vinci"</p>	SMel LAdV Examination Catalogue	Code CE-7
		Date May 13, 2024 Page 1 of 5



## Examination catalog


REV #7	Description and nature of change: update examinations performed at the site/service, update clinical chemistry instrument.			
Signature and date	May 13, 2024			May 13, 2024
	Dr. Elena Savini Laboratory manager			Dr. Elena Savini Legal Representative
	Preparation	Checked	Verified	Approved

<p>Laboratorio Analisi "Da Vinci"</p> 	<p>SMel LAdV</p> <p>Examination Catalogue</p>	Code CE-7
		<p>Date May 13, 2024</p> <p>Page 2 of 5</p>

## EXAMINATIONS PERFORMED ON SITE


The Laboratory performs the examinations found in the Regional Tariff Nomenclature. At the reception desk, our Examination List is available in which the examinations performed in the office, the method used, the material on which to perform the analysis and the instrumentation used are listed. This document is easily accessible to the patient as it is also left in the waiting room.

EXAM	METHOD	CHAMPION	INSTRUMENT
Uric Acid	Enzymatic/Colorimetric	Serum/Urine	Ilab Taurus
Antibiogram	M.I.C	Culture	Vitek 2
ATIII	Chromogenic	Blood NaCitrate	Satellite Max Stago
Amylase	Enzymatic/Colorimetric	Serum/Urine	Ilab Taurus
Bacteria: biochemical identification	Chemical/Enzymatic	Culture	Vitek 2
Beta-HCG urine	Immunogromatographic	Urine	Rapid visual test
Bilirubin Direct	Colorimetric	Serum	Ilab Taurus
Total Bilirubin	Colorimetric	Serum	Ilab Taurus
BHCG	Elfa	Serum	miniVidas
Ca 125	Chemiluminescence	Serum	miniVidas
Soccer	Photometric	Serum/Urine	Ilab Taurus
CEA	Chemiluminescence	Serum	miniVidas
Chlamydia TrachomatisAg	Immunochromatographic	Swab cervical	Rapid Visual Test
Pap smear cytology	Papanicolau	Vaginal Smear	Microscope
Urinary cytology	Coloring	Urine	Microscopic
Clostridium Tetani-Ab IgG	Elisa	Serum	Biotek
CK	Kinetic	Serum	Ilab Taurus
HDL cholesterol	Enzymatic/Colorimetric	Serum	Ilab Taurus
LDL cholesterol	Enzymatic/Colorimetric	Serum	Ilab Taurus
Total Cholesterol	Enzymatic/Colorimetric	Serum	Ilab Taurus
Creatinine	Kinetic/Enzymatic	Serum/Urine	Ilab Taurus
Creatinine Clerance	Enzymatic/Colorimetric	Serum/Urine	Ilab Taurus


<p>Laboratorio Analisi "Da Vinci"</p> 	<p>SMel LAdV</p> <p>Examination Catalogue</p>	Code CE-7
		<p>Date May 13, 2024</p> <p>Page 3 of 5</p>

Creatinemia	Enzymatic/Colorimetric	Urine 24h	Ilab Taurus
Hemochromocytometric	Impedenziometric	Blood-EDTA	XN-550
Electrolytes: Na-K-Cl	ISE Direct	Serum/Urine	Ilab Taurus
Serum protein electrophoresis	Electrophoretic	Serum	Hydrasys 2
Feces-occult blood	Immunochromatographic	Stool	Rapid Visual Test
Ferritin	Elfa	Serum	miniVidas
Iron	Colorimetric	Serum	Ilab Taurus
Fibrinogen	Coagulative	Blood NaCitrate	Satellite Max Stago
Alkaline Phosphatase	Colorimetric	Serum	Ilab Taurus
Phosphorus	Enzymatic	Serum/Urine	Ilab Taurus
Gamma-GT	Enzymatic/Colorimetric	Serum	Ilab Taurus

Blood glucose	Enzymatic/Colorimetric	Serum/Urine	Ilab Taurus
Transferrin	Immunoturbidimetric	Serum	Ilab Taurus
Blood glucose load curve	Enzymatic/Colorimetric	Serum	Ilab Taurus
Glycosylated hemoglobin	Enzymatic	Blood-EDTA	Ilab Taurus
HBV-HBsAb	Meia	Serum	miniVidas
HBV-HBsAg	Meia	Serum	miniVidas
HCV Ab	Meia	Serum	miniVidas
Fecal Helicobacter Pylori-Ag.	Immunochromatographic	Stool	Rapid Visual Test
HIV1-HIV2	Luminescence	Serum	miniVidas
Lipase	Enzymatic/Colorimetric	Serum	Ilab Taurus
LDH	Enzymatic/Colorimetric	Serum	Ilab Taurus
Mycoplasma/Ureaplasma	Cultural	Land transport of	Essay Microbiological
C Reactive Protein	Immunoturbidimetric	Serum	Ilab Taurus
Platelets	Impedenziometric	Blood-EDTA	XN-550
Prolactin	Elfa	Serum	miniVidas
PSA Prostate Antigen	Elfa	Serum	miniVidas
PSA Free	Elfa	Serum	miniVidas

<p>Laboratorio Analisi "Da Vinci"</p> 	<p>SMel LAdV</p> <p>Examination Catalogue</p>	Code CE-7
		<p>Date May 13, 2024</p> <p>Page 4 of 5</p>

RF Rheumatoid Factor	Immunoturbidimetric	Serum	Ilab Taurus
Streptococcus Agalactie	Cultural	Microbiological sampling	Essay Microbiological
Vaginal Swab	Cultural	Microbiological sampling	Essay Microbiological
Pharyngeal Swab	Cultural	Withdrawal Microbiological	Essay Microbiological
Prothrombin Time PT	Coagulative	Blood-CitrateNa3	Satellite Max Stago
Partial Thromboplastin Time PTT	Coagulative	Blood-CitrateNa3	Satellite Stago
D-Dimer Feu	Microfluidic immunofluorescence	Plasma NaCitrata	LumiraDx
TSH thyroid	Elfa	Serum	miniVidas
Thyroid FT4 (free T4)	Elfa	Serum	miniVidas
Thyroid FT3 (free T3)	Elfa	Serum	Vidas
GO transaminase	Kinetic U.v	Serum	Ilab Taurus
GP transaminases	Kinetic U.V	Serum	Ilab Taurus
Urea	Enzymatic U.V	Serum/Urine	Ilab Taurus
Vitamin D 25-OH	Elfa	Serum	miniVidas
Mammary secretion	Papanicolau	Mammary secretion	Essay Microscopic
Scoch test	Microscopic	Stool	Microscope
Urine Culture	Cultural	Urine	Essay Microbiological
Urine Chemical-Physical	Chemical Physical and Microscopic	Urine	Simelo Kz 1550A
ESR	Erythro sedimentation	Blood-EDTA	Erythro sedimentation
Antigenic swab Covid-19	Immunochromatographic	Nasal swab	Rapid visual test

 <p>Laboratorio Analisi "Da Vinci"</p>	<p>SMel LAdV</p> <p>Examination Catalogue</p>	Code CE-7
		<p>Date May 13, 2024</p> <p>Page 5 of 5</p>

## EXAMINATIONS PERFORMED IN SERVICE

For infrequent or technically demanding investigations, the Laboratory relies on the following contracted Laboratories. Samples are delivered to the respective laboratories on the days indicated below:

- 1- Cerba-Healthcare Italia srl laboratory with registered office in Milan, Viale Bianca Maria Visconti (daily).
- 2- Bianalisi *srl* via Mattavelli n 3 Carate Brianza. (Mondays, Wednesdays and Fridays).
- 3- Istituto di Medicina Biologica srl via G. Gallina 10 Milan (Tuesdays and Thursdays).


The protocols of individual SMELs are followed for collection, storage and transport of biological specimens to be sent to service; reports are acquired from Internet portals. The following are the Internet addresses

- [www.fleming-research.com](http://www.fleming-research.com)
- [www.servizi.bianalisi.it](http://www.servizi.bianalisi.it)
- [www.portalemedica.it/imbio/modules/st/](http://www.portalemedica.it/imbio/modules/st/)


A List of examinations performed in service is available at the reception desk. This document can be easily consulted by the patient as it is also left in the waiting room. This list shows the examinations that are most requested by the user; however, the laboratory is able to guarantee all the services of the Lombardy Region tariff nomenclator. For examinations not on this list you should contact the secretary to verify the correct way to be able to fulfill the request.

## EXAMINATIONS PERFORMED IN SERVICE

Bile Acids	Citric Acid	Hippuric Acid	Valproic Acid
Vanillylmandelic Acid	Mandelic Acid	Aldolase	Aldosterone
AFP		Pancreatic Amylase	Ammonium
Androstenediol	Apolipoprotein	ACTH	ANA
Albumen	AMH	Ab. Mycoplasma	Ab. CMV
Ab. Rubella	Ab. Toxoplasmosis	Ab Legionella	Ab. Chlamydia trachomatis
Ab. Chlamydia pneumoniae	Ab. Parotitis	Ab. Bordetella pertussis	Ab. Saccharomyces cerevisiae

<p>Laboratorio Analisi "Da Vinci"</p> 	<p>SMel LAdV</p> <p>Examination Catalogue</p>	Code CE-7
		<p>Date May 13, 2024</p> <p>Page 6 of 5</p>

Ab. Parvovirus	Ab Bartonella henselae	Ab. Varicella	Ab. Anti Endomysium
Ab. Anti Gliadin	Ab. Anti Transglutaminase refelx	Antic. Anti DNA	ANCA
Antic. Gastric Parietal Cells.	Anti TSH Receptors	Ab. Anti Citrulline	Ab. Anti Cardiolipin
Ab. Anti Endothelium	Ab. Anti Phospholipids	AMA	Ab. Anti Microsomes
ASMA	Adenovirus group	Acetone	Urine Citric Acid
Oxalic Acid		Acetyl Cysteine urine	Alpha 1 acid glycoprotein
Haptoglobin	Ab. TPO	Beta 2 microglobulin	Bence Jonse urine
Bicarbonates	Beta 2 micro globulin	Benzene	C-peptide
CK-MB		Calcitonin	Ionized Calcium
Kidney stones	Carbamazepine	Kappa Chains	Lambda chain
Calprotectin	THAT	CA 15.3	CA 19.9
Carboxyhemoglobin	Complemeto C1 and C3	Cyfra 21-1	Cortisol
Chromogranin		Catecholamines	Chrome
DHEA	DHEAS	DHT	Deoxy pyridinoline
Digoxin	Pancreatic Elastase	Estradiol	Pathological Hemoglobins
Ena screenig	EBV IgG and IgM	Phosphatase isoenzymes	Physical chemical stool
Phenols	Folate	FSH	Acid Phosphatase
Salivary cortisol	Dysbiosis test	Feces Parasites	Coagulation Factors
Glucagon	Glucose 6 Phosphate dehydrogenase	Gastrin	HB core
HAV IgG and IgM	HBeAg	HBeAb	HCVQ
HBVQ	Herpes simplex I+II	Helicobacter pylori serum	IgG, IgA, IgM, IgE
IgG subclasses	Interleukin 6	Immunoelectrophoresis	Hydroxyproline
Iodine			LH
Insulin	LAC	Lithium	Magnesium
Microalbuminuria	Myoglobin	Giardia Fecale	Homocysteine
Osteocalcin	Gastrines	Progesterone	PTH

<p>Laboratorio Analisi "Da Vinci"</p> 	<p>SMel LAdV</p> <p>Examination Catalogue</p>	Code CE-7
		<p>Date May 13, 2024</p> <p>Page 7 of 5</p>

Sanguine Group	Protein C coagulase activity	Poliovirus	Parvovirus
Proteinuria	Free Protein S	Resistance to protein C	Reticulocytes
Copper		Serotonin	Urine sodium
Selenium	Troponin	Coombs test	TPHA
Thyroglobulin	TPO	T4	T3
Tryptase	VDRL	TAS	Peripheral smear
Waler Rose's reaction	Vitamins	Total and free testosterone	Desialated transferrin CDT
Zonulin	Test avidity	Telopeptide	Zinc
Sars-Cov IgG and IgM	Molecular Covid Swab	Metanefrine	Fecal zonulin